

Accessories PLC

FRAME

FRAME for MiniPLC

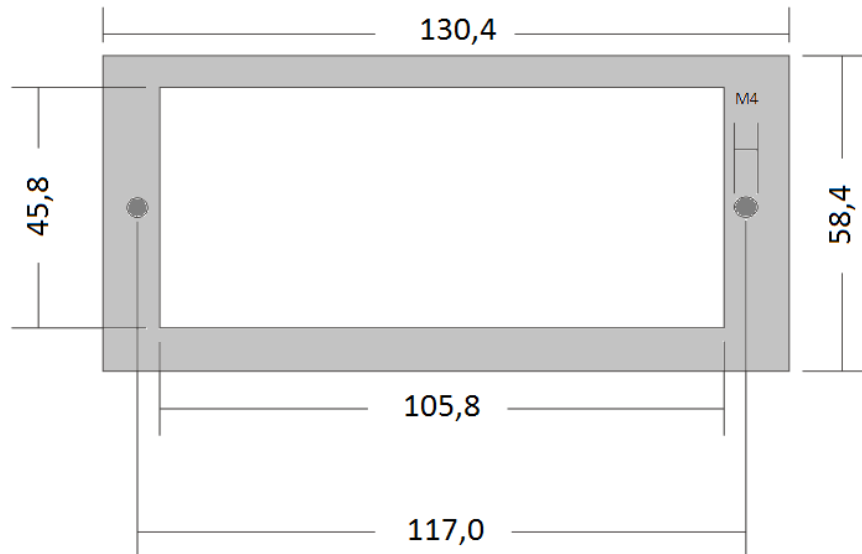


Summary

The mounting FRAME for fixing of the MiniPLC into front panel. Cut a 106 x 46 mm aperture and two holes for the screws in the front door, then use a 150 mm DIN rail to mount the MiniPLC from inside. The frame covers the aperture on the outer side.

Frame colour is dark gray. Included are two screws M4 x 55 mm. Depth 8 mm.

Dimensions



Dimensions are in *mm*.

markPLCkit

Frame for mark

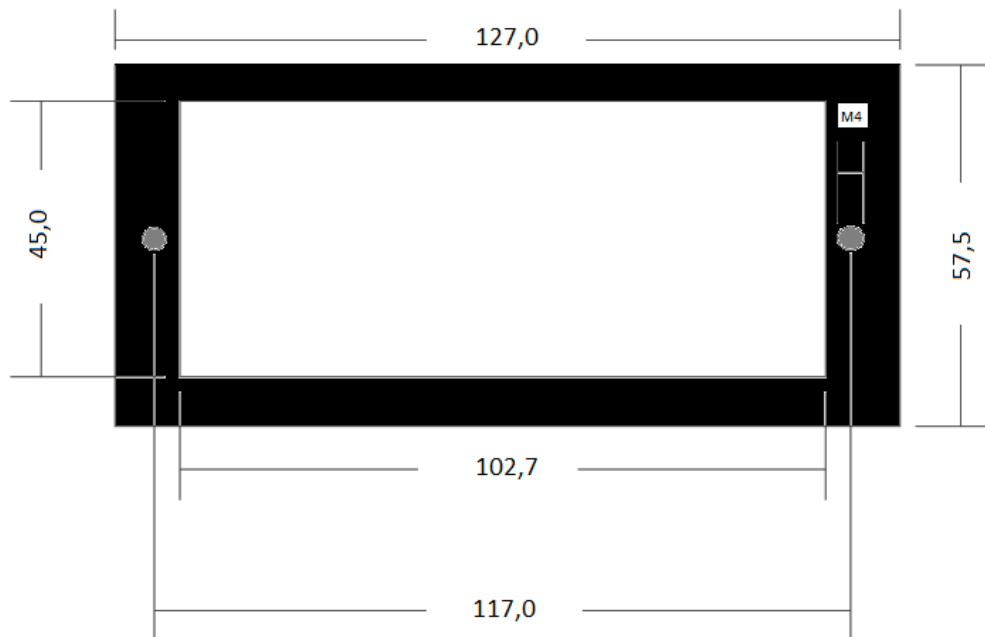


Summary

The mounting frame markPLCkit for fixing of the DDC controller mark into front panel. Cut a 102.5 x 45.5 mm aperture and two holes for the screws in the front door, then use a 150 mm DIN rail to mount the MiniPLC from inside. The frame covers the aperture on the outer side.

Frame colour is black. Included are two screws M4 x 55 mm. Depth 9.4 mm.

Dimensions



Dimensions are in *mm*.


RS232L

L - CANNON9 connector for RS232 interface



Summary

RS232L is L CANNON9 connector for RS232 interface. It is used with the PLC mounted in the front door, to be able connect cable terminal to the CANNON9 connector. Please specify number of pieces in scope of delivery.



**Changes in
versions**

11/2015 – The first version of catalogue.